

Order form

PUMA 40 PRO

RETAIL 2013



handicare

T: +44 (0)8450 745 945

F: +44 (0)8450 745 946

mobilityorders@handicare.co.uk

www.handicare.co.uk

Valid from	1/1/2013	Version	1.0
Dealer	Date		
Reference No.			
Delivery address	Quantity		
	PRICE LIST ID	0220	

Standard configuration exclusive VAT £ 4,499.00

- Sedeo Pro Seat Frame
- Platinum white metallic chassis colour
- Aluminium silver accent colour
- 10" outdoor / indoor castors with 14" outdoor / indoor drive wheels
- Aluminium / aluminium rims with grey tyres
- 41.5cm seat height (exc cushion)
- Rear wheel drive
- Speed 6 km/h / 4 mp/h
- Puma 40 motor, 4-Pole High Torque
- Air castors and drive wheels
- Full Track Suspension System (FTSS)
- LED lights and indicators
- Shark lights controller, on right
- Fixed controller bracket
- 46cm width Padded seat cushion, 7 cm thickness
- 46cm width Padded backrest
- Folding backrest, tool operated
- Sedeo Original standard legrests, with calfstrap
- Flip up armrests, 40 cm padded
- Side supports PU
- Lap strap
- Approx. 40 Ah GEL batteries
- 8 Ah charger



The product picture shown may deviate from the standard configuration.



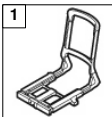

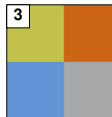
7176/19 crash tested.
Final configuration may differ from tested configuration.

CLASS 3

The standard configuration below is indicated with 'basic'. If an alternative option is required please mark clearly by ticking the associated box.

THE Y-NUMBERS WHICH ARE MENTIONED BEHIND THE OPTIONS, ARE NOT ARTICLE NUMBERS. ALWAYS USE THE Y-NUMBERS IN COMBINATION WITH THE UNIT-ID NUMBER MENTIONED ABOVE.



BASE FRAME

		Option	Excl.
	<input type="checkbox"/> 1 Sedeo Pro seat frame	Y01117	Basic
	<input type="checkbox"/> 2 Backrest frame for third-party backrests, frame only, no backrest cushion will be supplied	Y01124	235
	<input type="checkbox"/> Antracite grey metallic chassis colour	Y01299	0
	<input type="checkbox"/> Platinum white metallic chassis colour	Y01300	Basic
	<input type="checkbox"/> 3 4 different accent colours (aluminium silver, lime green, sky blue and fresh orange) (Chair will be built with aluminium silver, three remaining choices provided in presentation box)	Y01301	Basic


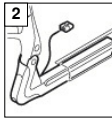
P.O.R. = Price on request, D.O.R. = Delivery time on request

Prices in UK Pounds excluding VAT. This price list will replace all previous price list versions. We reserve the right to change (price) modifications and incorrections.


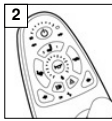

BASE FRAME , CONTINUATION

		Option	Excl.
		<input type="checkbox"/> 9" indoor/outdoor castor wheels (only i.c.w. 13" indoor/outdoor drive wheels)	Y01284 0
		<input type="checkbox"/> 10" outdoor/indoor castor wheels (only i.c.w. 14" outdoor/indoor drive wheels)	Y01285 Basic
		<input type="checkbox"/> 13" indoor/outdoor drive wheels	Y01286 0
		<input type="checkbox"/> 14" outdoor/indoor drive wheels	Y01287 Basic
		<input type="checkbox"/> Aluminium/Aluminium rim	Y01289 Basic
		<input type="checkbox"/> Grey tyres	Y01370 Basic
		<input type="checkbox"/> Black tyres (only i.c.w. 10" outdoor/indoor castor & 14" outdoor/indoor drive wheels)	Y01376 85
SEAT HEIGHT EXCL. STANDARD CUSHION USER WEIGHT INCL.			
Seat height i.c.w. 13" drive wheels			
		<input type="checkbox"/> 40,5 cm / 15.9", seat angle 0°	Y01291 0
		<input type="checkbox"/> 43 cm / 16.9", seat angle 0°	Y01292 0
		<input type="checkbox"/> 45,5 cm / 17.9", seat angle 0°	Y01293 0
		<input type="checkbox"/> 48 cm / 18.9", seat angle 0°	Y01294 0
		<input type="checkbox"/> 50,5 cm / 19.9", seat angle 0°	Y01295 0
Seat height i.c.w. 14" drive wheels			
		<input type="checkbox"/> 41,5 cm / 16.3", seat angle 0°	Y01322 Basic
		<input type="checkbox"/> 44 cm / 17.3", seat angle 0°	Y01323 0
		<input type="checkbox"/> 46,5 cm / 18.3", seat angle 0°	Y01324 0
		<input type="checkbox"/> 49 cm / 19.3", seat angle 0°	Y01325 0
		<input type="checkbox"/> 51,5 cm / 20.3", seat angle 0°	Y01326 0
	<input type="checkbox"/> 4	Front wheel drive	Y00105 0
	<input type="checkbox"/> 5	Rear wheel drive	Y00106 Basic
		<input type="checkbox"/> Speed 6 km/h / 4 mph	Y00211 Basic
		<input type="checkbox"/> Speed 10 km/h / 6 mph	Y00215 350
		<input type="checkbox"/> Puma 40 motor 4-Pole High Torque	Y01298 Basic
		<input type="checkbox"/> Castors air	Y00097 Basic
		<input type="checkbox"/> Castors puncture proof with solid inner tube	Y00098 60
		<input type="checkbox"/> Drive wheels air	Y00107 Basic
		<input type="checkbox"/> Drive wheels puncture proof with solid inner tube	Y00108 80
		<input type="checkbox"/> Full Track Suspension System (FTSS)	Y01303 Basic

ADJUSTMENTS & LIGHTING

		Option	Excl.
		<input type="checkbox"/> 1 Manually reclining backrest, operated by the user, right (not i.c.w. joystick side, only as adaptation)	Y01121 105
		<input type="checkbox"/> 1 Manually reclining backrest, operated by the user, left (not i.c.w. joystick side, only as adaptation)	Y01120 105
		<input type="checkbox"/> 2 Electrically reclining backrest	Y01128 425
		<input type="checkbox"/> 3 Electrical tilt adjustment 0 - 45°	Y01305 725
		<input type="checkbox"/> 4 Electrical high/low adjustment 30 cm / 12"	Y00391 825
		<input type="checkbox"/> 5 LED lights and indicators	Y01129 Basic

CONTROLLERS

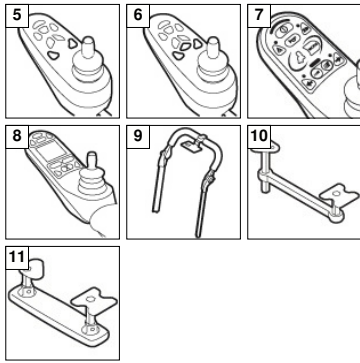
		Option	Excl.
			
			Shark lights: lighting, no electrical adjustments possible
			Shark seats & lights: lighting and two electrical adjustments possible
			DX2 REM 420: lighting and four electrical adjustments possible
			DX2 REM 550: lighting and five electrical adjustments possible, push button compatible
			VR2 lights: lighting, no electrical adjustments possible
			VR2 seats & lights: lighting and two electrical adjustments possible
			R-net entry level: lighting and five electrical adjustments possible
			R-net: LCD screen, lighting and five electrical adjustments possible
			DYNAMIC CONTROLLERS
		<input type="checkbox"/> 1 Shark lights ,right	Y00230 Basic
		<input type="checkbox"/> 1 Shark lights ,left	Y00229 0
		<input type="checkbox"/> 2 Shark seat & lights ,right	Y00232 65
		<input type="checkbox"/> 2 Shark seat & lights ,left	Y00231 65
		<input type="checkbox"/> 3 DX2 REM 420, right	Y01310 140
		<input type="checkbox"/> 3 DX2 REM 420, left	Y01311 140
		<input type="checkbox"/> 4 DX2 REM 550 full colour display, right	Y01314 200
		<input type="checkbox"/> 4 DX2 REM 550 full colour display, left	Y01315 200

P.O.R. = Price on request, D.O.R. = Delivery time on request

Prices in UK Pounds excluding VAT. This price list will replace all previous price list versions. We reserve the right to change (price) modifications and incorrections.

CONTROLLERS , CONTINUATION

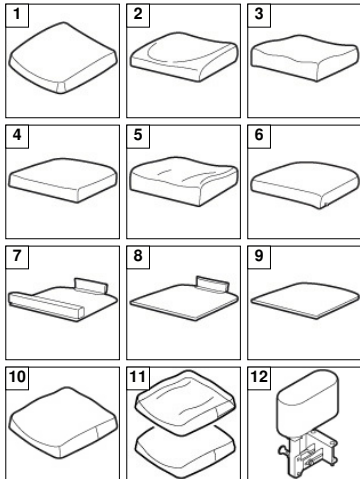
Option Excl.



PGDT CONTROLLERS		Option	Excl.
<input type="checkbox"/>	5 VR2 lights ,right	Y00257	0
<input type="checkbox"/>	5 VR2 lights ,left	Y00256	0
<input type="checkbox"/>	6 VR2 seats & lights ,right	Y00259	65
<input type="checkbox"/>	6 VR2 seats & lights ,left	Y00258	65
<input type="checkbox"/>	7 R-net entry level, right	Y01317	140
<input type="checkbox"/>	7 R-net entry level, left	Y01318	140
<input type="checkbox"/>	8 R-net LCD ,right	Y00261	200
<input type="checkbox"/>	8 R-net LCD ,left	Y00260	200
<input type="checkbox"/>	9 Attendant control on push bar, additional ,choose also controller (not i.c.w. shark drive only and VR2 drive only) ,right	Y01132	420
<input type="checkbox"/>	9 Attendant control on push bar, additional ,choose also controller (not i.c.w. shark drive only and VR2 drive only) ,left	Y01489	420
<input type="checkbox"/>	10 Fixed controller bracket	Y01130	Basic
<input type="checkbox"/>	11 Swing away controller bracket	Y01131	80

SEAT CUSHIONS

Option Excl.



COMFORT SEAT CUSHION WIDTH (SW) X DEPTH (SD)		Option	Excl.
<input type="checkbox"/>	42 x 50 cm / 16.5 x 19.7"(SW 40 - 42 cm / 15.7 - 16.5", SD 44 - 52 cm / 16.9 - 20.5")	Y01139	0
<input type="checkbox"/>	42 x 54 cm / 16.5 x 21.3" (SW 40 - 42 cm / 15.7 - 16.5", SD 47 - 56 cm / 18.5 - 22")	Y01140	105
<input type="checkbox"/>	42 x 58 cm / 16.5 x 22.8" (SW 40 - 42 cm / 15.7 - 16.5", SD 51 - 60 cm / 20.1 - 23.6")	Y01141	105
<input type="checkbox"/>	46 x 50 cm / 18.1 x 19.7"(SW 42 - 46 cm / 16.5 - 18.1", SD 44 - 52 cm / 16.9 - 20.5")	Y01142	Basic
<input type="checkbox"/>	46 x 54 cm 18.1 x 21.3" (SW 42 - 46 cm / 16.5 - 18.1", SD 47 - 56 cm / 18.5 - 22")	Y01143	105
<input type="checkbox"/>	46 x 58 cm / 18.1 x 22.8"(SW 42 - 46 cm / 16.5 - 18.1", SD 51 - 60 cm 20.1 - 23.6")	Y01144	105
<input type="checkbox"/>	50 x 50 cm 19.7 x 19.7"(SW 46 - 50 cm / 18.1-19.7", SD 44 - 52 cm / 16.9 - 20.5")	Y01145	0
<input type="checkbox"/>	50 x 54 cm / 19.7 x 21.3" (SW 46 - 50 cm / 18.1 - 19.7", SD 47 - 56 cm / 18.5 - 22")	Y01146	105
<input type="checkbox"/>	50 x 58 cm / 19.7 x 22.8" (SW 46 - 50 cm / 18.1 - 19.7", SD 51 - 60 cm / 20.1 - 23.6")	Y01147	105
<input type="checkbox"/>	54 x 50 cm / 21.3 x 19.7" (SW 50 - 54 cm / 19.7 - 21.3", SD 44 - 52 cm / 16.9 - 20.5")	Y01148	105
<input type="checkbox"/>	54 x 54 cm / 21.3 x 21.3" (SW 50 - 54 cm / 19.7 - 21.3", SD 47 - 56 cm / 18.5 - 22")	Y01149	105
<input type="checkbox"/>	54 x 58 cm / 21.3 x 22.8" (SW 50 - 54 cm / 19.7 - 21.3", SD 51 - 60 cm / 20.1 - 23.6")	Y01150	105
CHOOSE ALSO SEAT CUSHION COVER			
<input type="checkbox"/>	1 Padded seat, 7 cm / 2.8" thick	Y01152	Basic
<input type="checkbox"/>	2 Memory foam seat, 7 cm / 2.8" thick	Y01153	150
<input type="checkbox"/>	3 Support seat, 9 cm / 3.5" thick	Y01154	170
<input type="checkbox"/>	4 Balance seat, 9 cm / 3.5" thick	Y01156	190
<input type="checkbox"/>	5 Fluid seat, 10 cm / 3.9" thick (not i.c.w. SW54, SD54 & SD58)	Y01157	220
<input type="checkbox"/>	6 Air seat, 10 cm / 3.9" thick (not i.c.w. SW54, SD54 & SD58)	Y01158	295
<input type="checkbox"/>	7 Pan seat with depth adjustable lip	Y01159	40
<input type="checkbox"/>	8 Board seat with rear pan	Y01160	25
<input type="checkbox"/>	9 Board seat	Y01161	0
<input type="checkbox"/>	Adaptive or other seat, choose desired deviations with adaptations	Y01162	0
<input type="checkbox"/>	10 Removable incontinence cover	Y01164	Basic
<input type="checkbox"/>	11 Removable comfort cover	Y01165	40
<input type="checkbox"/>	12 Abduction support (not i.c.w. central legrest)	Y01166	125

BACKRESTS

Option Excl.

COMFORT BACKREST CUSHION WIDTH (BW) X HEIGHT (BH)		Option	Excl.
(not i.c.w. third party backrest)			
<input type="checkbox"/>	42 x 50 cm / 16.5 x 19.7" (BW 40 - 42 cm / 15.7 - 16.5", BH 50 - 58 cm / 19.7 - 22.8")	Y01173	0
<input type="checkbox"/>	42 x 56 cm / 16.5 x 22" (BW 40 - 42 cm / 15.7 - 16.5", BH 56 - 64 cm / 22 - 25.2")	Y01174	105
<input type="checkbox"/>	46 x 50 cm / 18.1 x 19.7" (BW 42 - 46 cm / 16.5 - 18.1", BH 50 - 58 cm / 19.7 - 22.8")	Y01176	Basic
<input type="checkbox"/>	46 x 56 cm / 18.1 x 22" (BW 42 - 46 cm / 16.5 - 18.1", BH 56 - 64 cm / 22 - 25.2")	Y01177	105
<input type="checkbox"/>	50 x 50 cm / 19.7 x 19.7" (BW 46 - 50 cm / 18.1 - 19.7", BH 50 - 58 cm / 19.7 - 22.8")	Y01179	0
<input type="checkbox"/>	50 x 56 cm / 19.7x 22" (BW 46 - 50 cm / 18.1 - 19.7", BH 56 - 64 cm / 22 - 25.2")	Y01180	105
<input type="checkbox"/>	54 x 50 cm / 21.3 - 19.7" (BW 50 - 54 cm / 19.7 - 21.3", BH 50 - 58 cm / 19.7 - 22.8")	Y01182	105
<input type="checkbox"/>	54 x 56 cm / 21.3 - 22" (BW 50 - 54 cm / 19.7 - 21.3", BH 56 - 64 cm / 22 - 25.2")	Y01183	105

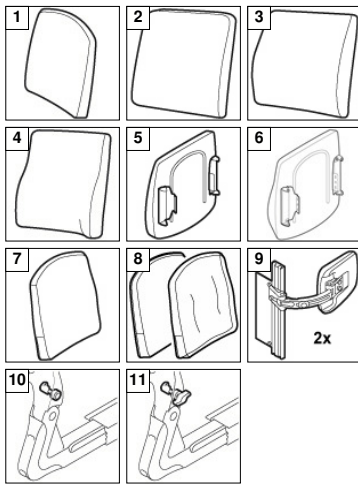
P.O.R. = Price on request, D.O.R. = Delivery time on request

Prices in UK Pounds excluding VAT. This price list will replace all previous price list versions. We reserve the right to change (price) modifications and incorrections.

BACKRESTS , CONTINUATION

Option

Excl.



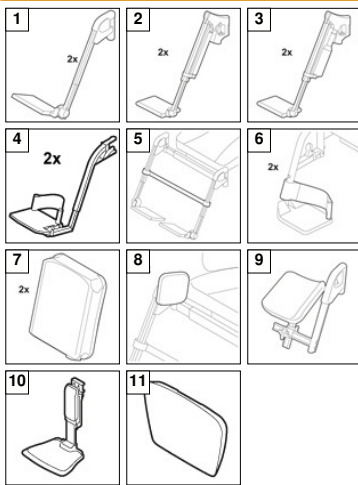
CHOOSE ALSO BACKREST CUSHION COVER
(not i.c.w. third party backrest)

<input type="checkbox"/>	1 Padded backrest	Y01185	Basic
<input type="checkbox"/>	2 Backrest with lumbar support	Y01181	150
<input type="checkbox"/>	2 Backrest extra soft	Y01184	145
<input type="checkbox"/>	2 Webbed backrest	Y01186	170
<input type="checkbox"/>	3 Support backrest	Y01187	170
<input type="checkbox"/>	3 Backrest with adjustable straps passive	Y01188	210
<input type="checkbox"/>	4 Backrest with adjustable straps active	Y01189	215
<input type="checkbox"/>	5 Backrest with adjustable straps passive flexible (note: not removable) (not i.c.w. headrest socket on cushion or thoracic supports)	Y01190	265
<input type="checkbox"/>	6 Backrest with adjustable straps active flexible (note: not removable) (not i.c.w. headrest socket on cushion or thoracic supports)	Y01191	270
<input type="checkbox"/>	Adaptive or other back, choose desired deviations with adaptations	Y01264	0
<input type="checkbox"/>	7 Removable incontinence cover (not i.c.w. third party backrest frame)	Y01193	Basic
<input type="checkbox"/>	8 Removable comfort cover (not i.c.w. third party backrest frame)	Y01194	40
<input type="checkbox"/>	9 Thoracic support (not i.c.w. third party backrest frame) ,set	Y01195	295
<input type="checkbox"/>	10 Folding backrest, tool operated	Y01122	Basic
<input type="checkbox"/>	11 Folding backrest, star knob operated	Y01123	20

LEGRESTS

Option

Excl.



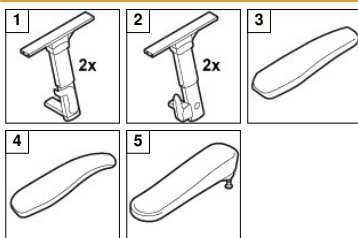
LEGRESTS SET

<input type="checkbox"/>	1 Sedeo Original standard legrests	Y01198	Basic
<input type="checkbox"/>	2 Sedeo Original manually elevating legrests (only i.c.w. option Y01204, Sedeo Original Calf Support, set)	Y01199	245
<input type="checkbox"/>	3 Sedeo Original electrically elevating legrests (only i.c.w. option Y01204, Sedeo Original Calf Support, set) (only i.c.w. DX or R-net controller)	Y01200	725
<input type="checkbox"/>	4 Standard heavy duty legrests	Y01265	265
LEGREST ACCESSORIES (not i.c.w. heavy duty legrests)			
<input type="checkbox"/>	5 Sedeo Original calf strap (only i.c.w. Sedeo Original standard legrests)	Y01202	Basic
<input type="checkbox"/>	6 Sedeo Original heel straps	Y01203	50
<input type="checkbox"/>	7 Sedeo Original calf support, set	Y01204	80
<input type="checkbox"/>	8 Sedeo Original knee pads	Y01205	50
<input type="checkbox"/>	9 Amputation support, right	Y01208	130
<input type="checkbox"/>	9 Amputation support, left	Y01207	130
CENTRAL LEGRESTS (not i.c.w. legrest accessories)			
<input type="checkbox"/>	10 Central legrest (i.c.w. electrical adjustments choose calf support, limitations in knee angle i.c.w. RWD)	Y01209	45
CENTRAL LEGREST ACCESSORIES			
<input type="checkbox"/>	11 Central calf support	Y01212	35

ARMRESTS

Option

Excl.

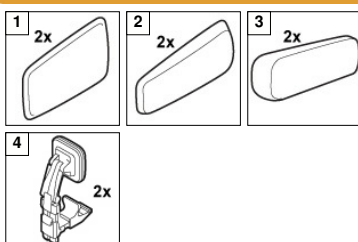


<input type="checkbox"/>	1 Removable armrests with quick-lock	Y01216	0
<input type="checkbox"/>	2 Flip-up armrests	Y01217	Basic
<input type="checkbox"/>	3 Armrest pad 30 cm / 11.8", right	Y01223	0
<input type="checkbox"/>	3 Armrest pad 30 cm / 11.8", left	Y01222	0
<input type="checkbox"/>	4 Armrest pad 40 cm / 15.7", right	Y01221	Basic
<input type="checkbox"/>	4 Armrest pad 40 cm / 15.7", left	Y01220	Basic
<input type="checkbox"/>	5 Hemiplegia armrest (not i.c.w. removable armrests) ,right	Y01227	80
<input type="checkbox"/>	5 Hemiplegia armrest (not i.c.w. removable armrests) ,left	Y01226	80

SIDE CUSHIONS

Option

Excl.

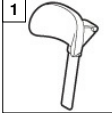
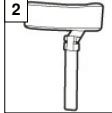
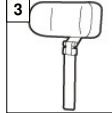
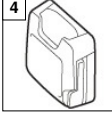
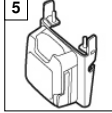
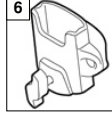
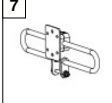
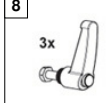
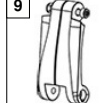


<input type="checkbox"/>	1 Side supports synthetic	Y01230	0
<input type="checkbox"/>	2 Side supports PU (SW -2cm)	Y01231	Basic
<input type="checkbox"/>	3 Padded side supports, wedge-shape (SW -8cm) (not i.c.w. flip up armrest)	Y01232	165
<input type="checkbox"/>	4 Thigh supports	Y01234	295

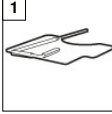
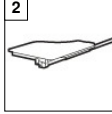
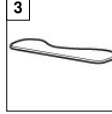
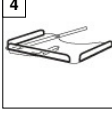
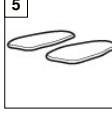
P.O.R. = Price on request, D.O.R. = Delivery time on request

Prices in UK Pounds excluding VAT. This price list will replace all previous price list versions. We reserve the right to change (price) modifications and incorrections.

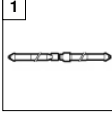

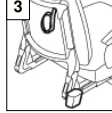
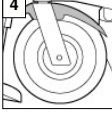
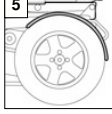
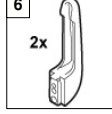
HEADRESTS

					Option	Excl.
			<input type="checkbox"/>	1 Headrest PU, small, choose also headrest socket	Y01235	120
			<input type="checkbox"/>	2 Headrest flexible, choose also headrest socket	Y01236	135
			<input type="checkbox"/>	3 Headrest large, choose also headrest socket	Y01237	145
			<input type="checkbox"/>	4 Headrest socket on cushion (not i.c.w. third party backrest frame)	Y01238	35
			<input type="checkbox"/>	5 Headrest socket on push bar (not i.c.w. third party backrest frame)	Y01239	65
			<input type="checkbox"/>	6 Headrest socket on push bar (only i.c.w. third party backrest frame)	Y00333	25
			<input type="checkbox"/>	7 Width adjustable headrest bracket (only i.c.w. headrest)	Y01240	85
			<input type="checkbox"/>	8 Headrest bracket with quick-lock	Y01241	55
			<input type="checkbox"/>	9 Extra headrest bracket hinge set (only i.c.w. headrest)	Y01503	20

WORKTOP

					Option	Excl.
				ENTRY TUBE SIDE NOT I.C.W. REMOTE SIDE		
			<input type="checkbox"/>	1 Folding worktop acrylic for joystick recess on the side, abdominal recess 11 cm / 4.3", entry tube right	Y01244	250
			<input type="checkbox"/>	1 Folding worktop acrylic for joystick recess on the side, abdominal recess 11 cm / 4.3", entry tube left	Y01243	250
			<input type="checkbox"/>	2 Folding worktop half acrylic, entry tube right	Y01248	240
			<input type="checkbox"/>	2 Folding worktop half acrylic, entry tube left	Y01247	240
				WORKTOP TOGETHER WITH		
			<input type="checkbox"/>	3 Partial padding (not i.c.w. elbow pads)	Y01252	90
			<input type="checkbox"/>	4 Raised edges acrylic	Y01253	100
			<input type="checkbox"/>	5 Elbow pads (not i.c.w. partial padding) ,set	Y01254	90

ACCESSORIES

					Option	Excl.
			<input type="checkbox"/>	1 Lap strap	Y01255	Basic
			<input type="checkbox"/>	1 Lap strap longer	Y01256	70
			<input type="checkbox"/>	2 Mirror on joystick side	Y00023	Basic
			<input type="checkbox"/>	2 Mirror not on joystick side (not i.c.w. worktop)	Y00024	50
			<input type="checkbox"/>	3 Cane/crutch holder for 2 walking canes	Y00012	50
			<input type="checkbox"/>	4 Mudguards for castor wheels, (design based on 10" wheel), set	Y00027	70
			<input type="checkbox"/>	5 Mudguards for drive wheels, (design based on 14" wheel), set	Y00028	90
			<input type="checkbox"/>	Kerb climber detachable (not i.c.w. lowest SH and not i.c.w. front wheel drive)	Y00506	175
			<input type="checkbox"/>	6 Brackets for bag on backrest frame (not i.c.w. third party backrest frame)	Y01258	20

BATTERIES & CHARGERS

					Option	Excl.
			<input type="checkbox"/>	Batteries approx. 40 Ah (C20) GEL, set	Y00045	Basic
			<input type="checkbox"/>	Batteries approx. 60 Ah (C20) GEL, set	Y00046	100
			<input type="checkbox"/>	Batteries approx. 74 Ah (C20) GEL, i.c.w. 13" drive wheels lowest SH 45,5 cm / 17.9" and i.c.w 14" drive wheels lowest SH 46,5 cm / 18.3", seat angle 0°, set	Y00047	205
			<input type="checkbox"/>	Charger 24V - 8A	Y00050	Basic

P.O.R. = Price on request, D.O.R. = Delivery time on request

Prices in UK Pounds excluding VAT. This price list will replace all previous price list versions. We reserve the right to change (price) modifications and incorrections.

COMMENTS

Handicare can tailor solutions to meet your requirements. Please contact your Handicare contact person for all additional wishes that are not described above.